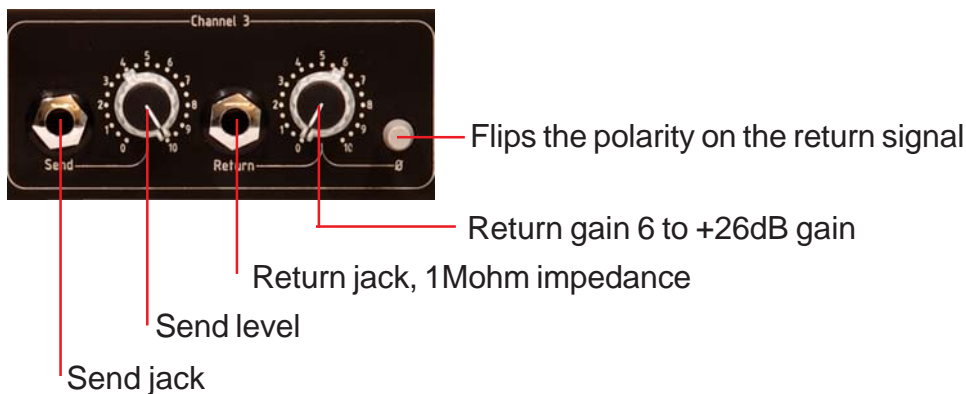


TK audio Transceiver



The Transceiver is a four channel universal interface between balanced and unbalanced gear. Each channel has a send level and a 0-20dB gain for the returns. A polarity switch is also provided on the return channels.

- * Hook up your guitar pedals and old tape-echos to your DAW or consol inserts.
- * Use it as a linebox for your bass, keyboard and guitar.
- * Also a perfect tool when you like to hook up your bass directly to your favourite pre's mic input.
- * Transceiver is also a very useful re-amp tool.
- * Use your studio gear on stage by using the transceiver as a driver then route the balanced signal back through the transceiver to get an unbalanced instrument level back again.

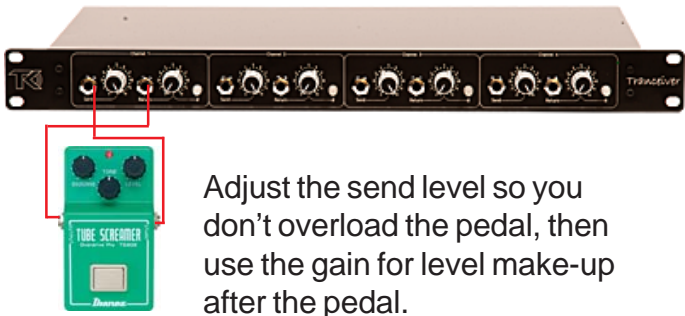


0dB balanced to +6dB unbalanced
 0dB unbalanced to +6dB balanced
 Max balanced input: +27,5dBu
 Max unbalanced send level: +22dBu
 Max return input level: +22dB
 Return gain: 6-26dB
 Return input impedance: 1Mohm
 Max balanced output: +27,5dBu
 Send frequency response: 10-100kHz +/-0,1dB
 Send THD+N @ 1kHz: less than 0,001%
 Return frequency response: 10-100kHz -0,2dB (at 10Hz)
 Return THD+N @ 1kHz: less than 0,003%

Rear panel has four XLR inputs and four XLR outputs.

Built in power supply, 230V or 115V (not selectable).

Hook up a guitar pedal



Adjust the send level so you don't overload the pedal, then use the gain for level make-up after the pedal.

Re-amping

1. Hook up your guitar and amp with a "Y" splitter connected to the Transceivers return. Adjust the amp for your wanted sound and use the Transceivers gain control to adjust the level of the direct guitar signal that feeds your DAW.




2. Lower the send level control and move the cable that feeds the amp to the send output instead. Now adjust the send control so you get the same amp level as you got when the amp was connected to the "Y" splitter. See picture to the right.

By connecting the amp this way you can re-create the sound from this set-up to 100% by feeding the recorded direct signal to the amp again (as long as the amp is the same and controls adjusted the same).




Use it as a four channel DI-box



Because of its high input impedance it's a perfect DI-box for bass and passive instrument microphones.

Impedance and level matching

Use your balanced studio gear on stage.



Use it as a driver when you like to hook up your instrument direct to a low impedance input on an old vintage unit.

EU - Declaration of conformity / Överensstämmelseintyg

Product

The Transceiver
115v - 200mA
230v - 100mA

Manufacturer / Tillverkare

Thomas Kristiansson
Musikverkstan / TK Audio
Falkenbergsgatan 10
30233 Halmstad
Sweden



Halmstad, December 2012

Declaration of conformity

I declare under my sole responsibility that this product, to which this declaration relates, is in conformity with the following standards:

EN55013, EN55020:2002, EN61000-3-2, EN61000-4-2 and EN60065

Following the provision of 73/23/EEC, 89/336/EEC and 93/68/EEC.

Överensstämmelseintyg

Härmed intygas helt på eget ansvar att denna produkt, vilket detta intyg avser, uppfyller följande standarder:

EN55013, EN55020:2002, EN61000-3-2, EN61000-4-2 och EN60065

Following the provision of 73/23/EEC, 89/336/EEC och 93/68/EEC.